



Manufacturer:
AFL

Product Name:
AFL 45S Battery Pack - BTR-17

Manufacturer Part Number:
S018324

▶ [Click here for more details on the AFL 45S Battery Pack - BTR-17](#)

Fujikura 45S Fusion Splicer

The 45S cladding alignment fusion splicer is changing the way people splice fiber in small to mid-fiber count applications. This Fujikura splicer debuts a landmark improvement to the fusion splicing process with the ability to prepare and load both fibers simultaneously. The hand-held fiber coating stripper, the SS-05, is capable of stripping two 250 µm coated fibers in the same pass, along with the CT-16A cleaver adapter plate which can likewise accommodate two bare fibers for cleaving. After preparation, the 45S patented sheath clamps enable loading both fibers simultaneously into the splicer with one fiber in each hand. The user can press down on the sheath clamp base to close it while positioning the fiber in the V-grooves. This enables one-handed operation.

Furthermore, the 45S sheath clamps are mechanically linked to the wind protector, so after splicing is finished, opening the wind protector also opens both sheath clamps for quick sleeve positioning and transfer to the tube heater. The 45S tube heater shrinks sleeves much faster than its predecessor with a nominal ~20 second heat time for 60 mm sleeves down from ~26 seconds. The simultaneous fiber preparation capability, automated sheath clamp opening, and a faster tube heater, combine to lower the overall fusion splicing cycle time by ~30% or more.

The 45S continues to benefit the user experience with improvements to fiber placement, battery access, and machine ergonomics. Previously, when using sheath clamps, if the cleaved fiber was accidentally set past the electrode centerline, the machine would send an error and require manual intervention. The 45S will now accept this mistake and reverse the fiber to correct position automatically. With a cube form factor, the 45S is easily transported and operated in space-constrained environments. The adjustable screen can alleviate glare from the sun and adjust with abnormal splicer positions confronted in challenging splice locations.

Features


- Simultaneous fiber preparation with newly patented sheath clamp design
- Sheath clamps automatically opened with the wind protector
- Automatic fiber placement correction
- Active Fusion Control for arc optimization with every splice
- Active Blade Management for cleave quality monitoring and correction
- Easy-access battery, screen position adjustments, and ergonomic adaptations
- Fully ruggedized for shock, moisture and dust resistance

Applications

- 5G Small Cell Site
- FTTx drops and terminations
- MDF/IDF splices and terminations
- Rural fiber deployments and restorations



45S



45S Standard Kit



45S on Tripod

Contact the professionals at Fiber Optic Center for a quote or to get more details.

focenter.com • 508-992-6464 | (800) 473-4237 • sales@focenter.com

23 Centre Street • New Bedford, MA 02740 USA

Product specifications and data are subject to change without notice. FOC last update 4/23/2026.



Manufacturer:
AFL


Product Name:
AFL 45S Battery Pack - BTR-17

Manufacturer Part Number:
S018324


▶ [Click here for more details on the AFL 45S Battery Pack - BTR-17](#)

Fujikura 45S Fusion Splicer


Features



Simultaneous Fiber Loading



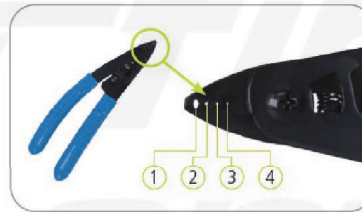
Sleeve Positioning



Work Tray with Neck Strap



CT-16A Adapter Plate on CT-50



Fiber stripper SS-05

- 1 For 2.3 mm
- 2 For 900 μm
- 3 For 250 μm
- 4 For 250 μm

Ordering Information

DESCRIPTION	AFL NO.
Fujikura 45S Standard Kit includes: CT-50 cleaver, SS-05 single fiber stripper, 1 pair each FH-70-250 and FH-70-900 fiber holders, FH-FC-900 (900 μm cable), SP-04 set plates, ELCT2-16B Spare Electrodes (Pair), ADC-21 AC Adapter, BTR-17 Battery Pack (installed), ACC-09 Power Cord, USB-01 USB Cable, AP-02 Alcohol Container, WT-10 work tray, ST-03 carrying case strap, TS-03 tripod screw, CC-45 Transit Case, 1-year factory warranty, and instruction manual downloaded from splicer	S018318
Fujikura 45S Kit without Cleaver includes: SS-05 single fiber stripper, 1 pair each FH-70-250 and FH-70-900 fiber holders, SP-04 set plates, ELCT2-16B Spare Electrodes (Pair), ADC-21 AC Adapter, BTR-17 Battery Pack (installed), ACC-09 Power Cord, USB-01 USB Cable, AP-02 Alcohol Container, WT-10 work tray, ST-03 carrying case strap, TS-03 tripod screw, CC-45 Transit Case, 1-year factory warranty, and instruction manual downloaded from splicer	S018319

Recommended Accessories

DESCRIPTION	AFL NO.	DESCRIPTION	AFL NO.
Cleavers and Strippers		Power Supply Options	
CT-50 Fiber Cleaver	S017030	BTR-17 Battery Pack	S018324
CT-16 Fiber Cleaver	S018330	ADC-21 AC Adapter	S018168
Fiber Holders		ACC-09 Power Cord	S014390
CLAMP-S35B Loose Buffer Tube Clamp	S018333	Miscellaneous	
FH-70-250 (250 μm single fiber)	S017111	ELCT2-16B Electrodes	S017103
FH-70-900 Fiber Holders (900 μm single fiber)	S017113	Splicer V-Groove Cleaning Kit	S014397
FH-60-LT900 (900 μm loose buffer tube)	S015181		

Contact the professionals at Fiber Optic Center for a quote or to get more details.

focenter.com • 508-992-6464 | (800) 473-4237 • sales@focenter.com

23 Centre Street • New Bedford, MA 02740 USA

Product specifications and data are subject to change without notice. FOC last update 4/23/2026.



Manufacturer:
AFL

Product Name:
AFL 45S Battery Pack - BTR-17

Manufacturer Part Number:
S018324

▶ [Click here for more details on the AFL 45S Battery Pack - BTR-17](#)

Fujikura 45S Fusion Splicer

Specifications

PARAMETER	VALUE	
Fiber alignment method	Active cladding alignment	
Fiber count can be spliced	Single fiber	
Applicable fiber	Fiber type	Single-mode optical fiber
	Cladding dia.	Multimode optical fiber
Applicable coating	Sheath Clamp	Approx. 125 µm
	Fiber Holder	Coating diameter: Max. 3,000 µm
		Cleave length: 5 to 16 mm ^{*1}
Fiber splice performance	Coating diameter: 160 µm – 3,000 µm based on available fiber holder options	
	Cleave length: Approx. 10 mm	
	Splice loss ^{*2}	ITU-T G.652: Avg. 0.03dB
		ITU-T G.651: Avg. 0.01dB
		ITU-T G.653: Avg. 0.05dB
ITU-T G.655: Avg. 0.05dB		
Splicing time ^{*3}	ITU-T G.657: Avg. 0.03dB	
	SM FAST mode: Avg. 6 to 7 sec.	
Applicable protection sleeve	SM AUTO mode: Avg. 8 to 10 sec.	
	Sleeve type	Heat shrinkable sleeve
	Sleeve length	Max. 66 mm
Sleeve heat performance	Sleeve dia.	Max. 6.0 mm before shrinking
	Heat time ^{*4}	60 mm mode: Avg. 15 to 22 sec.
Fiber tensile test force	60 mm slim mode: Avg. 15 to 17sec.	
Electrode life ^{*5}	Approx. 2.0 N	
Physical description	Approx. 6,000 splices	
	Dimensions W	Approx. 131 mm without projection
	Dimensions D	Approx. 123 mm without projection
	Dimensions H	Approx. 121 mm without projection
	Weight	Approx. 1.4 kg including battery
Environmental condition	Temperature	Operate : -10 to 50°C
	Humidity	Storage : -40 to 80°C
		Operate : 0 to 95% non-condensing
AC adaptor	Storage : 0 to 95% non-condensing	
	Altitude	Max. 5,000 m
Battery pack	Input	AC 100 to 240V, 50/60Hz, Max. 1A
	Output	Approx. DC 19V, Max. 2.1A
Display	Type	Rechargeable Lithium Ion
	Output	Approx. DC14.4V / 3,190mAh
	Capacity ^{*6}	60 mm heat mode: Approx. 200 splice & heat cycles
		60 mm slim heat mode: Approx. 230 splice & heat cycles
	Illumination	Temperature
Battery life ^{*7}		Recharge : 0 to 40°C
		Short term storage of 30 days: -20 to 50°C
Interface	Long term storage: -20 to 30°C	
	LCD monitor	Approx. 500 recharge cycles
Magnification	TFT 4.95 inches with touch screen	
	V-grooves	Approx. 132 to 300X
External LED lamp	PC	LED lamp
	Wireless ^{*8}	USB2.0 MINI B type
		USB 2.0 A type
Approx. DC5V, 500mA	Bluetooth® 5.2	

Contact the professionals at Fiber Optic Center for a quote or to get more details.

focenter.com • 508-992-6464 | (800) 473-4237 • sales@focenter.com

23 Centre Street • New Bedford, MA 02740 USA

Product specifications and data are subject to change without notice. FOC last update 4/23/2026.



Manufacturer:
AFL

Product Name:
AFL 45S Battery Pack - BTR-17

Manufacturer Part Number:
S018324

▶ [Click here for more details on the AFL 45S Battery Pack - BTR-17](#)

Fujikura 45S Fusion Splicer

Specifications

PARAMETER		VALUE
Data storage	Splice mode	100 splice modes
	Heat mode	30 heat modes
	Splice result	20,000 splices
	Fiber image	100 images
Screw hole for tripod		1/4-20UNC
Other features		Fusion control
	Automatic functions	Blade management and control Splice start Heater start
	Reference guide	PDF file stored on splicer
	Sheath clamp	Open with/without wind protector Close when setting fiber Easy sleeve positioning design
	Electrode	Tool-less replacement
	PC Software	Splicer firmware update via internet Parameter Upload and download

- *1 Cleave length range depending on fiber type
5 – 16 mm: 125 µm cladding dia. And 250 µm coating dia.
10 – 16 mm: 125 µm cladding dia. And 400 or 900 µm coating dia.
- *2 Measured with cut-back method relevant to ITU-T and IEC standard after splicing Fujikura identical fibers. The average splice loss changes depending on the environmental condition and fiber characteristics.
- *3 Measured at room temperature. The definition of splice time is from the fiber image appearing on the LCD monitor to the estimated splice loss. The average splice time changes depending on the environmental conditions, fiber type, and fiber characteristics.
- *4 Measured at room temperature with the AC adapter. The heat time is defined from the start beep sound to the finish beep sound. The average heat time changes depending on the environmental conditions, sleeve type, and battery pack condition. In addition, since the heating operation is constantly optimized, the average heating time changes depending on the usage conditions of the fusion splicer.
- *5 The electrode life changes depending on the environmental conditions, fiber type, and splice modes used.
- *6 Test Conditions
Splice and heat time: 1 minute cycle
Using the splicer power save settings, subject to our testing condition
Using a new battery
Room temperature
The battery capacity changes when testing in different conditions than above
- *7 The battery capacity decreases to half after approx. 500 discharge and recharge cycles. The battery life is shortened further when using outside of the storage and operating temperature ranges, or if completely discharged when stored for an extended period without recharging.
- *8 Bluetooth mark and logos are registered trademarks of Bluetooth SIG, Inc.

Contact the professionals at Fiber Optic Center for a quote or to get more details.

focenter.com • 508-992-6464 | (800) 473-4237 • sales@focenter.com

23 Centre Street • New Bedford, MA 02740 USA

Product specifications and data are subject to change without notice. FOC last update 4/23/2026.