



Manufacturer:
AFL

Product Name:
AFL ACC-09 Power Cord for ADC-09 AC Adapter

Manufacturer Part Number:
S014390

▶ [Click here for more details on the AFL ACC-09 Power Cord for ADC-09 AC Adapter](#)

Fujikura 45S Fusion Splicer

The 45S cladding alignment fusion splicer is changing the way people splice fiber in small to mid-fiber count applications. This Fujikura splicer debuts a landmark improvement to the fusion splicing process with the ability to prepare and load both fibers simultaneously. The hand-held fiber coating stripper, the SS-05, is capable of stripping two 250 µm coated fibers in the same pass, along with the CT-16A cleaver adapter plate which can likewise accommodate two bare fibers for cleaving. After preparation, the 45S patented sheath clamps enable loading both fibers simultaneously into the splicer with one fiber in each hand. The user can press down on the sheath clamp base to close it while positioning the fiber in the V-grooves. This enables one-handed operation.

Furthermore, the 45S sheath clamps are mechanically linked to the wind protector, so after splicing is finished, opening the wind protector also opens both sheath clamps for quick sleeve positioning and transfer to the tube heater. The 45S tube heater shrinks sleeves much faster than its predecessor with a nominal ~20 second heat time for 60 mm sleeves down from ~26 seconds. The simultaneous fiber preparation capability, automated sheath clamp opening, and a faster tube heater, combine to lower the overall fusion splicing cycle time by ~30% or more.

The 45S continues to benefit the user experience with improvements to fiber placement, battery access, and machine ergonomics. Previously, when using sheath clamps, if the cleaved fiber was accidentally set past the electrode centerline, the machine would send an error and require manual intervention. The 45S will now accept this mistake and reverse the fiber to correct position automatically. With a cube form factor, the 45S is easily transported and operated in space-constrained environments. The adjustable screen can alleviate glare from the sun and adjust with abnormal splicer positions confronted in challenging splice locations.

Features


- Simultaneous fiber preparation with newly patented sheath clamp design
- Sheath clamps automatically opened with the wind protector
- Automatic fiber placement correction
- Active Fusion Control for arc optimization with every splice
- Active Blade Management for cleave quality monitoring and correction
- Easy-access battery, screen position adjustments, and ergonomic adaptations
- Fully ruggedized for shock, moisture and dust resistance

Applications

- 5G Small Cell Site
- FTTx drops and terminations
- MDF/IDF splices and terminations
- Rural fiber deployments and restorations



45S



45S Standard Kit



45S on Tripod

Contact the professionals at Fiber Optic Center for a quote or to get more details.

focenter.com • 508-992-6464 | (800) 473-4237 • sales@focenter.com

23 Centre Street • New Bedford, MA 02740 USA

Product specifications and data are subject to change without notice. FOC last update 3/9/2026.



Manufacturer:
AFL


Product Name:
AFL ACC-09 Power Cord for ADC-09 AC Adapter

Manufacturer Part Number:
S014390


▶ [Click here for more details on the AFL ACC-09 Power Cord for ADC-09 AC Adapter](#)

Fujikura 45S Fusion Splicer


Features




Simultaneous Fiber Loading



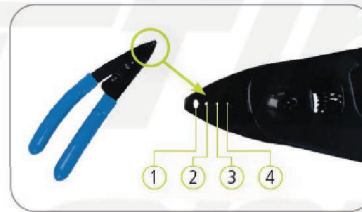
Sleeve Positioning



Work Tray with Neck Strap



CT-16A Adapter Plate on CT-50



Fiber stripper SS-05

- 1 For 2.3 mm
- 2 For 900 μm
- 3 For 250 μm
- 4 For 250 μm

Ordering Information

| DESCRIPTION | AFL NO. |
|--|---------|
| Fujikura 45S Standard Kit includes: CT-50 cleaver, SS-05 single fiber stripper, 1 pair each FH-70-250 and FH-70-900 fiber holders, FH-FC-900 (900 μm cable), SP-04 set plates, ELCT2-16B Spare Electrodes (Pair), ADC-21 AC Adapter, BTR-17 Battery Pack (installed), ACC-09 Power Cord, USB-01 USB Cable, AP-02 Alcohol Container, WT-10 work tray, ST-03 carrying case strap, TS-03 tripod screw, CC-45 Transit Case, 1-year factory warranty, and instruction manual downloaded from splicer | S018318 |
| Fujikura 45S Kit without Cleaver includes: SS-05 single fiber stripper, 1 pair each FH-70-250 and FH-70-900 fiber holders, SP-04 set plates, ELCT2-16B Spare Electrodes (Pair), ADC-21 AC Adapter, BTR-17 Battery Pack (installed), ACC-09 Power Cord, USB-01 USB Cable, AP-02 Alcohol Container, WT-10 work tray, ST-03 carrying case strap, TS-03 tripod screw, CC-45 Transit Case, 1-year factory warranty, and instruction manual downloaded from splicer | S018319 |

Recommended Accessories

| DESCRIPTION | AFL NO. | DESCRIPTION | AFL NO. |
|---|---------|-------------------------------|---------|
| Cleavers and Strippers | | Power Supply Options | |
| CT-50 Fiber Cleaver | S017030 | BTR-17 Battery Pack | S018324 |
| CT-16 Fiber Cleaver | S018330 | ADC-21 AC Adapter | S018168 |
| Fiber Holders | | ACC-09 Power Cord | S014390 |
| CLAMP-S35B Loose Buffer Tube Clamp | S018333 | Miscellaneous | |
| FH-70-250 (250 μm single fiber) | S017111 | ELCT2-16B Electrodes | S017103 |
| FH-70-900 Fiber Holders (900 μm single fiber) | S017113 | Splicer V-Groove Cleaning Kit | S014397 |
| FH-60-LT900 (900 μm loose buffer tube) | S015181 | | |

Contact the professionals at Fiber Optic Center for a quote or to get more details.

focenter.com • 508-992-6464 | (800) 473-4237 • sales@focenter.com

23 Centre Street • New Bedford, MA 02740 USA

Product specifications and data are subject to change without notice. FOC last update 3/9/2026.



Manufacturer:
AFL

Product Name:
AFL ACC-09 Power Cord for ADC-09 AC Adapter

Manufacturer Part Number:
S014390

▶ [Click here for more details on the AFL ACC-09 Power Cord for ADC-09 AC Adapter](#)

Fujikura 45S Fusion Splicer

Specifications

| PARAMETER | VALUE | |
|------------------------------|---|--|
| Fiber alignment method | Active cladding alignment | |
| Fiber count can be spliced | Single fiber | |
| Applicable fiber | Fiber type | Single-mode optical fiber |
| | Cladding dia. | Multimode optical fiber |
| Applicable coating | Sheath Clamp | Approx. 125 µm |
| | Fiber Holder | Coating diameter: Max. 3,000 µm |
| | | Cleave length: 5 to 16 mm ^{*1} |
| Fiber splice performance | Coating diameter: 160 µm – 3,000 µm based on available fiber holder options | |
| | Cleave length: Approx. 10 mm | |
| | Splice loss ^{*2} | ITU-T G.652: Avg. 0.03dB ITU-T G.651: Avg. 0.01dB ITU-T G.653: Avg. 0.05dB ITU-T G.655: Avg. 0.05dB ITU-T G.657: Avg. 0.03dB |
| | Splicing time ^{*3} | SM FAST mode: Avg. 6 to 7 sec. SM AUTO mode: Avg. 8 to 10 sec. |
| Applicable protection sleeve | Sleeve type | Heat shrinkable sleeve |
| | Sleeve length | Max. 66 mm |
| | Sleeve dia. | Max. 6.0 mm before shrinking |
| Sleeve heat performance | Heat time ^{*4} | 60 mm mode: Avg. 15 to 22 sec. 60 mm slim mode: Avg. 15 to 17sec. |
| | Fiber tensile test force | Approx. 2.0 N |
| Electrode life ^{*5} | Approx. 6,000 splices | |
| Physical description | Dimensions W | Approx. 131 mm without projection |
| | Dimensions D | Approx. 123 mm without projection |
| | Dimensions H | Approx. 121 mm without projection |
| | Weight | Approx. 1.4 kg including battery |
| Environmental condition | Temperature | Operate : -10 to 50°C Storage : -40 to 80°C |
| | Humidity | Operate : 0 to 95% non-condensing Storage : 0 to 95% non-condensing |
| | Altitude | Max. 5,000 m |
| AC adaptor | Input | AC 100 to 240V, 50/60Hz, Max. 1A |
| | Output | Approx. DC 19V, Max. 2.1A |
| Battery pack | Type | Rechargeable Lithium Ion |
| | Output | Approx. DC14.4V / 3,190mAh |
| | Capacity ^{*6} | 60 mm heat mode: Approx. 200 splice & heat cycles 60 mm slim heat mode: Approx. 230 splice & heat cycles |
| | Temperature | Operate: -10 to 50°C Recharge : 0 to 40°C Short term storage of 30 days: -20 to 50°C Long term storage: -20 to 30°C |
| Display | Battery life ^{*7} | Approx. 500 recharge cycles |
| | LCD monitor | TFT 4.95 inches with touch screen |
| Illumination | Magnification | Approx. 132 to 300X |
| | V-grooves | LED lamp |
| Interface | PC | USB2.0 MINI B type |
| | External LED lamp | USB 2.0 A type |
| | Wireless ^{*8} | Approx. DC5V, 500mA Bluetooth® 5.2 |

Contact the professionals at Fiber Optic Center for a quote or to get more details.

focenter.com • 508-992-6464 | (800) 473-4237 • sales@focenter.com

23 Centre Street • New Bedford, MA 02740 USA

Product specifications and data are subject to change without notice. FOC last update 3/9/2026.



Manufacturer:
AFL

Product Name:
AFL ACC-09 Power Cord for ADC-09 AC Adapter

Manufacturer Part Number:
S014390

▶ [Click here for more details on the AFL ACC-09 Power Cord for ADC-09 AC Adapter](#)

Fujikura 45S Fusion Splicer

Specifications

| PARAMETER | | VALUE |
|-----------------------|--------------------------------|--------------------------------------|
| Data storage | Splice mode | 100 splice modes |
| | Heat mode | 30 heat modes |
| | Splice result | 20,000 splices |
| | Fiber image | 100 images |
| Screw hole for tripod | | 1/4-20UNC |
| Other features | | Fusion control |
| | Automatic functions | Blade management and control |
| | | Splice start |
| | | Heater start |
| | Reference guide | PDF file stored on splicer |
| | Sheath clamp | Open with/without wind protector |
| | | Close when setting fiber |
| Electrode | Easy sleeve positioning design | |
| PC Software | Tool-less replacement | |
| | | Splicer firmware update via internet |
| | | Parameter Upload and download |

- *1 Cleave length range depending on fiber type
5 – 16 mm: 125 µm cladding dia. And 250 µm coating dia.
10 – 16 mm: 125 µm cladding dia. And 400 or 900 µm coating dia.
- *2 Measured with cut-back method relevant to ITU-T and IEC standard after splicing Fujikura identical fibers. The average splice loss changes depending on the environmental condition and fiber characteristics.
- *3 Measured at room temperature. The definition of splice time is from the fiber image appearing on the LCD monitor to the estimated splice loss. The average splice time changes depending on the environmental conditions, fiber type, and fiber characteristics.
- *4 Measured at room temperature with the AC adapter. The heat time is defined from the start beep sound to the finish beep sound. The average heat time changes depending on the environmental conditions, sleeve type, and battery pack condition. In addition, since the heating operation is constantly optimized, the average heating time changes depending on the usage conditions of the fusion splicer.
- *5 The electrode life changes depending on the environmental conditions, fiber type, and splice modes used.
- *6 Test Conditions
Splice and heat time: 1 minute cycle
Using the splicer power save settings, subject to our testing condition
Using a new battery
Room temperature
The battery capacity changes when testing in different conditions than above
- *7 The battery capacity decreases to half after approx. 500 discharge and recharge cycles. The battery life is shortened further when using outside of the storage and operating temperature ranges, or if completely discharged when stored for an extended period without recharging.
- *8 Bluetooth mark and logos are registered trademarks of Bluetooth SIG, Inc.

Contact the professionals at Fiber Optic Center for a quote or to get more details.

focenter.com • 508-992-6464 | (800) 473-4237 • sales@focenter.com

23 Centre Street • New Bedford, MA 02740 USA

Product specifications and data are subject to change without notice. FOC last update 3/9/2026.