

Manufacturer:

VIAVI

Product Name:

VIAVI FMBT Series MMC/APC Patchcord Connector Adapter for FVAM-2000 Fiber Optic Microscope

Manufacturer Part Number:

FMBT-MMC-A-C



▶ [Click here for more details on the VIAVI FMBT Series MMC/APC Patchcord Connector Adapter for FVAM-2000 Fiber Optic Microscope](#)

FVAM-2000 Benchtop Fiber-Connector Microscope

Automated fiber end-face inspection and analysis for pluggable devices

Driving the AI/ML Ramp with Fast, Versatile and Automated Transceiver and Patchcord Inspection

The FVAM-2000 is the latest addition to the VIAVI Benchtop Fiber-Connector Microscope line. It is designed specifically for optical lab and production environments, delivering fast, versatile and automated end face inspection with full software analysis. The FVAM-2000 leverages a unique optical adapter system with lighting optimized to manage the complex mounting of pluggable optical transceivers with and without long pull tabs

Transceiver Inspection with Benchtop Excellence

As data rates climb and complex optical connectors become standardized in computing and datacenter applications, volumes will grow, and performance challenged. The criticality of ensuring a defect free reliable optical interface has never been more important.

The FVAM-2000 incorporates 25 years of optical inspection innovation across lab, production, and field environments. Optical transceiver and connectivity manufacturers have traditionally used handheld probes for bulkhead inspection. This is no longer sufficient. Next generation dual MPO and VSFF connector designs for 800G / 1.6T are experiencing massive growth. New fast, ergonomic and reliable connector manufacturing inspection solutions are required. As manufacturers scale up, ensuring clean end-faces continues to be essential at every stage of production.



Key Benefits

- Fast, reliable, automated fiber end-face inspection
- Compact bulkhead inspection solution with benchtop performance
- Single, duplex and multifiber ready
- The flexibility to manage the complex optical interfaces aligned to high-volume transceiver manufacturing
- Unique angled and rotatable adapters designed to clear pull-tabs and other obstructions
- Adapter auto-ID removes need to update microscope configuration or settings
- Powerful new FiberChekULTRA software with an open API to integrate into customer workflows

Inspection Applications


- OSFP and QSFPs
- Breakout cassettes
- Dual port MPO 12 and MPO 16
- Very-Small-Form Factor connectors
- Duplex LC transceivers

Contact the professionals at Fiber Optic Center for a quote or to get more details.

focenter.com • 508-992-6464 | (800) 473-4237 • sales@focenter.com

23 Centre Street • New Bedford, MA 02740 USA

Product specifications and data are subject to change without notice. FOC last update 05/14/2026.



Manufacturer:

VIAVI

Product Name:

VIAVI FMBT Series MMC/APC Patchcord Connector Adapter for FVAM-2000 Fiber Optic Microscope

Manufacturer Part Number:

FMBT-MMC-A-C



▶ [Click here for more details on the VIAVI FMBT Series MMC/APC Patchcord Connector Adapter for FVAM-2000 Fiber Optic Microscope](#)

FVAM-2000 expands on the existing FVAM microscope capabilities, including automated focus, panning, pass/fail analysis and report generation while adding new ground-breaking features such as Port Inspection tips with autoID, panoptic imaging, and an open automation framework.

Reimagined Adapters for Complex Inspection

The FVAM-2000 utilizes new and dedicated adapters to facilitate simple and ergonomic connection to complex transceivers making it ideal for manufacturing inspection. Key features include:

AutoID

Each adapter has a unique autoID chip to enable the recognition by the microscope. The microscope uses this information to automatically configure its connector and microscope settings. This eliminates the operator training and streamlines the changing of adapters.

- Easily switch between any connector type
- Automatically configures the optical setting parameters
- Automatically recalls the last analysis profile for the attached adapter
- No additional optical attachments required




Rotating Adapter Head

To support the intricate mechanical challenges of transceivers with dual MPO or VSFF formats, the FVAM-2000 features a patented rotating adapter head, making device insertion more ergonomic. Operators can orient the direction that most efficiently avoids pull tabs or adapts to connector orientation differences.



Angled, Duplex, Long Reach and More Options

The FVAM-2000 is equipped with unique angled adapters that enable efficiently clearing the pull-tabs and other obstructions. A range of options to support either in-line, 60° or 90° turns are available.



Inspect Both Connectors in Pairs


The FVAM-2000 delivers exceptional performance for both bulkhead and patchcord inspections with its advanced technology and adapter options, easily detecting contaminants and defects on connector end faces. It ensures all components meet industry cleanliness standards, making it a versatile tool for routine maintenance and troubleshooting to maintain optimal signal quality in optical networks.

Contact the professionals at Fiber Optic Center for a quote or to get more details.

focenter.com • 508-992-6464 | (800) 473-4237 • sales@focenter.com

23 Centre Street • New Bedford, MA 02740 USA

Product specifications and data are subject to change without notice. FOC last update 05/14/2026.



Manufacturer:

VIAVI

Product Name:

VIAVI FMBT Series MMC/APC Patchcord Connector Adapter for FVAM-2000 Fiber Optic Microscope

Manufacturer Part Number:

FMBT-MMC-A-C



▶ [Click here for more details on the VIAVI FMBT Series MMC/APC Patchcord Connector Adapter for FVAM-2000 Fiber Optic Microscope](#)

Streamline and Accelerate Inspection Across the Production Floor

The FVAM-2000 simplifies production workflows with automated inspection capabilities, delivering comprehensive end face inspection results fast and efficiently.

- 8 s for multifiber connectors,
- 6 s for duplex connectors,
- 5 s for simplex connectors.

The PanOptic Imaging Engine revolutionizes multi-fiber connector inspection by providing both wide Field-of-View images with full visibility of the alignment pins and guide holes at the edge and thorough details of each individual fiber in the array; all in under 8 seconds.



Technicians can leverage the FVAM-2000's built-in intelligence to streamline the fiber inspection process. By automating setup, tip configuration, testing, and data storage, it replaces the need for outdated manual devices. Simply attach the desired adapter and let the microscope handle the rest:

- Automatically configure optimized tip settings
- Precisely focus on the connector end face
- Seamlessly pan for both duplex and multifiber connectors
- Perform standards-based pass/fail image analysis
- Save inspection test results locally or in a cloud database

Offering Remarkable Performance in an Ultra-compact Form

The FVAM-2000 combines high-resolution imaging and advanced features, all within a space-saving form. This innovative approach redefines benchtop microscopy, delivering all the functionality in a small footprint.



Contact the professionals at Fiber Optic Center for a quote or to get more details.

focenter.com • 508-992-6464 | (800) 473-4237 • sales@focenter.com

23 Centre Street • New Bedford, MA 02740 USA

Product specifications and data are subject to change without notice. FOC last update 05/14/2026.



Manufacturer:
VIAVI

Product Name:
VIAVI FMBT Series MMC/APC Patchcord Connector Adapter
for FVAM-2000 Fiber Optic Microscope

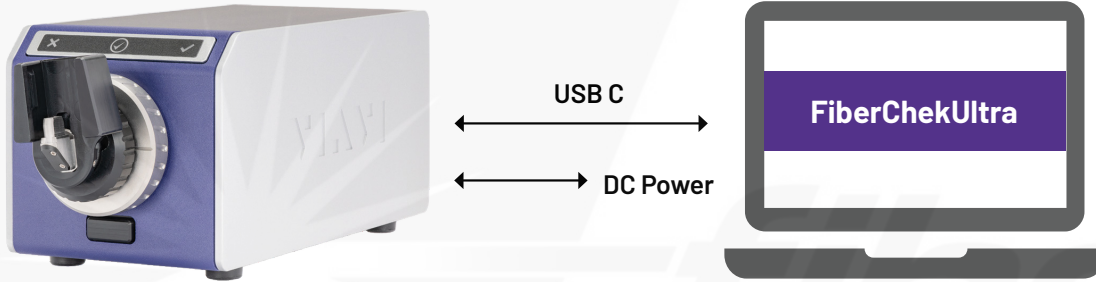
Manufacturer Part Number:
FMBT-MMC-A-C



▶ [Click here for more details on the VIAVI FMBT Series MMC/APC Patchcord Connector Adapter for FVAM-2000 Fiber Optic Microscope](#)

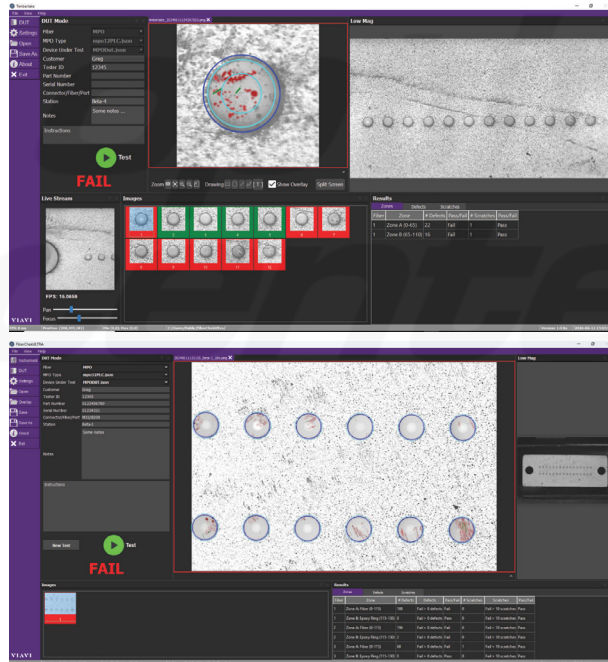
FiberChekULTRA PC Application Supported

FVAM-2000



Unlock the full potential of the new FVAM-2000, now powered by the next-generation **FiberChekULTRA PC** application. As the successor to the renowned VIAVI FiberChekPRO, this new model includes a streamlined manufacturing mode that simplifies serial number and operator data entry, enhancing productivity and minimizing errors. Comprehensive reporting capabilities provide you with detailed insights and documentation. The application features a live view with manual panning along with automated capture of a full ferrule view and high magnification of each fiber. Additionally, you can draw and save annotations and markups directly on the images, making it easier to communicate findings and collaborate with your team.

For those looking to integrate testing processes, the open REST API offers robust support for test integration, allowing you to customize and automate your workflow. With VIAVI benchtop microscopes and FiberChekULTRA, you are equipped with the tools needed to achieve the highest standards of quality and efficiency in your inspections.




Contact the professionals at Fiber Optic Center for a quote or to get more details.

focenter.com • 508-992-6464 | (800) 473-4237 • sales@focenter.com

23 Centre Street • New Bedford, MA 02740 USA

Product specifications and data are subject to change without notice. FOC last update 05/14/2026.



Manufacturer:

VIAVI

Product Name:

VIAVI FMBT Series MMC/APC Patchcord Connector Adapter for FVAM-2000 Fiber Optic Microscope

Manufacturer Part Number:

FMBT-MMC-A-C



▶ [Click here for more details on the VIAVI FMBT Series MMC/APC Patchcord Connector Adapter for FVAM-2000 Fiber Optic Microscope](#)

Specifications


Parameters		Specification
Field of view	High Magnification	Horizontal: 600 µm
		Vertical: 830 µm
	Low Magnification	Horizontal: 1200 µm
		Vertical: 1675 µm
Live Image	Yes	
Particle Size Detection	1.5 µm	
Camera sensor	1/2.5 CMOS 2560 x 1920 pixel	
Working Distance	27.5 mm (1.08 in)	
Auto-Focus	Yes	
Auto-Panning	Yes	
Light Source	LED 470 nm	
Lighting Technique	Coaxial / Koehler	
Output	USB-C	
Power Source	External power supply + USB	
Power Supply	12 V, 2 A external brick + USB	
Management Software	FiberChekULTRA	
USB Host interface	REST API	
PC control Interface	REST API through Ethernet over USB	
Certification	IEC Edition 3 Certified	
Dimensions (H x W x D)	107 mm x 113 mm x 219 mm (4.2 in x 4.4 in x 8.6 in) Weight	
Weight	6.5 lbs	
Operating Temperature	0 to 40°C (32 to 104°F)	
Operating Humidity	0 to 90% non-condensing	
Storage Temperature	-30 to 70°C (-22 to 158°F)	

Contact the professionals at Fiber Optic Center for a quote or to get more details.

focenter.com • 508-992-6464 | (800) 473-4237 • sales@focenter.com

23 Centre Street • New Bedford, MA 02740 USA

Product specifications and data are subject to change without notice. FOC last update 05/14/2026.



Manufacturer:

VIAVI

Product Name:

VIAVI FMBT Series MMC/APC Patchcord Connector Adapter for FVAM-2000 Fiber Optic Microscope

Manufacturer Part Number:

FMBT-MMC-A-C



▶ [Click here for more details on the VIAVI FMBT Series MMC/APC Patchcord Connector Adapter for FVAM-2000 Fiber Optic Microscope](#)

Ordering Information

Packages

Part Number	Specification
FVAM-2000	Long-Working Distance Benchtop Autofocus Microscope - Without Display Comes with FMBT-MPO-A-A6-U

Adapters

Packages

Part Number	Specification
FMBT-LC-D	LC/PC Duplex Bulkhead Advanced Fiber Microscope Adapter
FMBT-LC-A6-D	LC/PC Duplex Bulkhead Advanced Fiber Microscope Adapter angled 60 degrees
FMBT-MPO	MPO/PC Bulkhead Advanced Fiber Microscope Adapter
FMBT-MPO-A	MPO/APC bulkhead Advanced Fiber Microscope Adapter
FMBT-MPO-A-A6-D	MPO/APC Bulkhead Advanced Fiber Microscope Adapter angled 60 degrees key down
FMBT-MPO-A-A6-U	MPO/APC bulkhead Advanced Fiber Microscope Adapter angled 60 degrees key up
FMBT-MPO-A-R9	MPO/APC Bulkhead Advanced Fiber Microscope Adapter rotated 90 degrees
FMBT-MPO-A6	MPO/PC bulkhead Advanced Fiber Microscope Adapter angled 60 degrees
FMBT-MPO-R9	MPO/PC Bulkhead Advanced Fiber Microscope Adapter rotated 90 degrees

Contact the professionals at Fiber Optic Center for a quote or to get more details.

focenter.com • 508-992-6464 | (800) 473-4237 • sales@focenter.com

23 Centre Street • New Bedford, MA 02740 USA

Product specifications and data are subject to change without notice. FOC last update 05/14/2026.