



Manufacturer:
ÅngströmLink™

Product Name:
ÅngströmLink™ AL-2233 Optical Coating (1.33)

Manufacturer Part Number:
AL-2233



▶ [Click here for more details on the ÅngströmLink™ AL-2233 Optical Coating \(1.33\)](#)

ÅngströmLink™ Optical Polymers AL-2233 Optical Coating for photonic and fiber optics

ÅngströmLink™ Key Features

- 1.33 refractive index
- Transparent from UV to NIR
- Non-toxic, non-flammable carrier solvent

ÅngströmLink AL-2233 is a high purity, transparent polymer coating designed specifically for coating of optical and photonic components. It may be applied by spin coating, or dip coating, or may be used to form a thin sheet of coating material by casting on a flat substrate or in a mold. The low refractive index of AL-2233 makes it ideal for enhancement of total internal reflection at grazing incidence optical interfaces where unintentionally applied layers of organic hydrocarbons might otherwise cause ray leakage from the lightpath.

Suitable applications for AL-2233 are as a light-guide cladding, an anti-reflection (AR) coating on lenses, a planar polymer waveguide cladding and overcoat, a mold release for precision plastic optics, and an optically clear low surface energy barrier film for preventing migration of adhesives on optical substrates.

The product is available in several standard concentrations, allowing a choice of a range of coating thicknesses per coat. AL-2233 offers a service temperature range up to +110°C (up to +300°C for transient soldering operations).

Applications

Lens coating

Dust & water repellent; Protects lens during handling

Mold coating for precision plastic optics

Good release, low risk of part contamination

Optically clear barrier film for masking

Can be applied with ink printing processes

Cladding and overcoat for polymer waveguides

Protects and reduces optical losses

Anti-reflection (AR) coating for prisms, faceplates

Improves optical performance

Cladding for liquid lightguides, especially at UV wavelengths

Improves TIR; Reduces losses

Benefits

Choice of ready-to-use solvent solutions

Aids variation of coating thickness applications

Slow solvent evaporation rate

Eliminates cratering and pinholes in finished coating

Low surface energy coating

Repels water, uncured adhesives, hydrocarbon solvents

Low refractive index of 1.33

Aids total internal reflection in waveguides, fiber runs, etc.

Optically clear

Low optical losses as lens coating, AR coating or cladding

Wide temperature service

Suitable for outside plant telecom; Permits solderability

ÅNGSTRÖMLINK™ is a trademark of Fiber Optic Center, 23 Centre St., New Bedford, MA 02740 USA



Contact the professionals at Fiber Optic Center for a quote or to get more details.

focenter.com • 508-992-6464 | (800) 473-4237 • sales@focenter.com

23 Centre Street • New Bedford, MA 02740 USA

Product specifications and data are subject to change without notice.



Manufacturer:
ÅngströmLink™

Product Name:
ÅngströmLink™ AL-2233 Optical Coating (1.33)

Manufacturer Part Number:
AL-2233



▶ [Click here for more details on the ÅngströmLink™ AL-2233 Optical Coating \(1.33\)](#)

*ÅngströmLink™ Optical Polymers
AL-2233 Optical Coating for photonic and fiber optics*

Property (at 25°C unless noted)	Test Method	Typical Value
Deposition Processing Characteristics		
Coating Concentration by Weight		1%, 2%, 5%, 10%
Carrier Solvent Specific Gravity		1.73
Carrier Solvent Boiling Point		135 °C
Coating Concentration at Saturated Solution		20-30% by wt.
Mechanical Properties		
Tensile Modulus	ASTM D-1708	1400 MPa
Yield Stress	ASTM D-1708	30 MPa
Yield Strain	ASTM D-1708	3 - 4 %
Specific Gravity	ASTM D-1217	1.9
Surface Energy		15 dyne/cm, est.
Cured Thermal Properties		
Glass Transition	DSC	120-125°C
Thermal Expansion by Volume	TMA	2 x 10 ⁻⁴ cc/cc/°C, est.
Cured Electro-optical Properties		
Appearance	visual	clear
Ionics (K, Na, P, Ag, Cu, Sn)	ICP	< 10 ppm, est.
Volume Resistivity		> 10 ¹⁵ ohm-cm, est.
Dielectric Constant (1 kHz)		2
Dissipation Factor (1 kHz)		5 x 10 ⁻⁴
Refractive Index, 589 nm	ASTM D-1218	1.33 (chart)
Refractive Index vs. Temperature	ASTM D-1218	1 x 10 ⁻⁴ /°C
Refractive Index vs. Wavelength	prism coupler	(chart)
Optical Absorption	spectrophotometer	(chart)

ÅNGSTRÖMLINK™ is a trademark of Fiber Optic Center, 23 Centre St., New Bedford, MA 02740 USA



Contact the professionals at Fiber Optic Center for a quote or to get more details.

focenter.com • 508-992-6464 | (800) 473-4237 • sales@focenter.com

23 Centre Street • New Bedford, MA 02740 USA

Product specifications and data are subject to change without notice.



Manufacturer:
ÅngströmLink™

Product Name:
ÅngströmLink™ AL-2233 Optical Coating (1.33)

Manufacturer Part Number:
AL-2233



▶ [Click here for more details on the ÅngströmLink™ AL-2233 Optical Coating \(1.33\)](#)

ÅngströmLink™ Optical Polymers
AL-2233 Optical Coating for photonic and fiber optics

Deposition Processing

AL-2233 may be applied to a substrate by casting, spin-coating, dip-coating, spray-coating, or various ink-printing processes. Several standard coating concentrations are available in order to permit convenient lay-down of a desired coating thickness with a minimum number of coats, as shown in the table below. For thin coats, the coating will be dry to the touch and physically firm within fifteen minutes at room temperature. Complete removal of the carrier solvent at room temperature may require several days. This process can be accelerated by heating the dried coating in order to evaporate off the residual solvent.

Higher temperatures increase the rate of solvent evaporation. Temperatures up to +100°C are suitable for acceleration of the solvent evaporation; higher temperatures may create pinholes in the coating if a significant fraction of solvent is still present and the solvent is raised above its boiling point. For deposition processes using multiple coats, it may be desirable to use a post processing annealing step, cycling the temperature slowly above 135°C and then back down, in order to remove intralayer stresses and prevent the formation of fracture lines.

Product	Concentration by Weight	Viscosity	Typical Coating Thickness Single Dip Process*
AL-2233-1%	1%	3.58 cP	200 nm
AL-2233-2 %	2%	6.91 cP	650 nm
AL-2233-5 %	5%	19.33 cP	2.5 μ
AL-2233-10 %	10%	640 cP	10 μ

* These figures are nominal values for dip coating only. Thickness will vary with coating method.

ÅNGSTRÖMLINK™ is a trademark of Fiber Optic Center, 23 Centre St., New Bedford, MA 02740 USA




Contact the professionals at Fiber Optic Center for a quote or to get more details.

focenter.com • 508-992-6464 | (800) 473-4237 • sales@focenter.com

23 Centre Street • New Bedford, MA 02740 USA

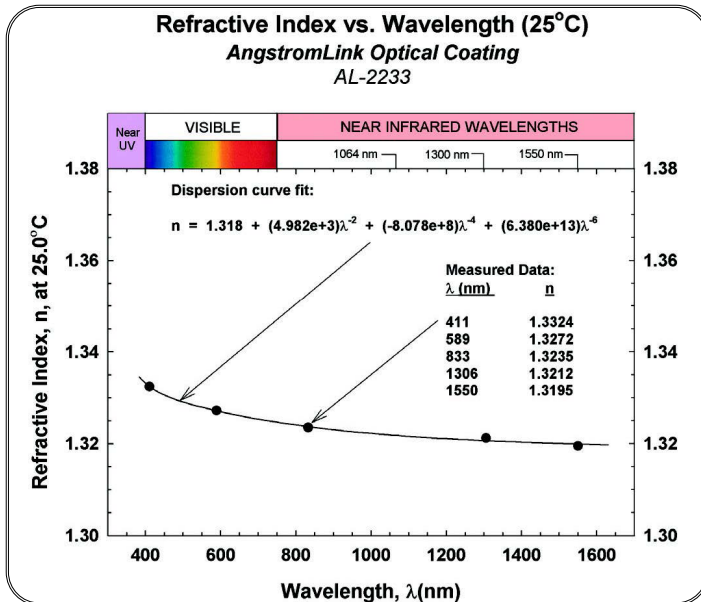
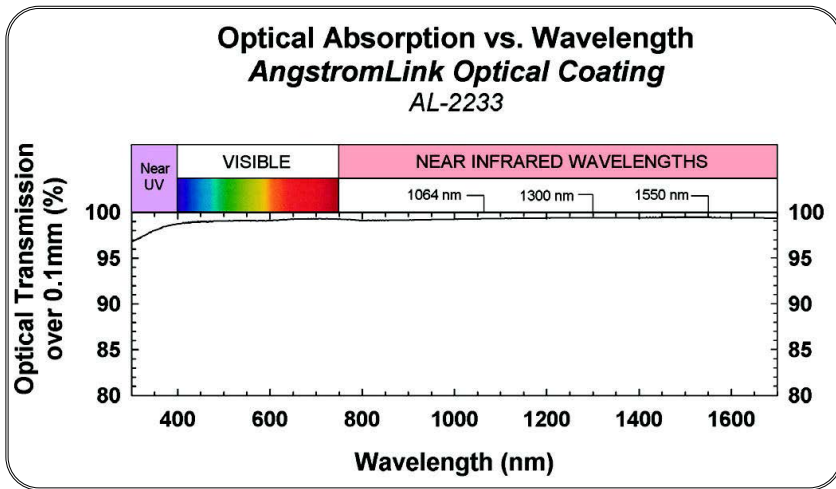
Product specifications and data are subject to change without notice.



Manufacturer: ÅngströmLink™
Product Name: ÅngströmLink™ AL-2233 Optical Coating (1.33)
Manufacturer Part Number: AL-2233

Click here for more details on the ÅngströmLink™ AL-2233 Optical Coating (1.33)

ÅngströmLink™ Optical Polymers
AL-2233 Optical Coating for photonic and fiber optics



Solvent Dilution or Concentration

In the event that the user requires a more dilute concentration than one of the standard concentrations, Fiber Optic Center offers a standard dilution solvent, ALS-2233. Intermediate concentrations may be obtained by mixing two standard concentrations together. Concentrations up to approximately 15% by weight may be obtained by partially evaporating off the solvent in a standard concentration version. Alternatively, Fiber Optic Center will quote a non-standard concentration percentage customized for specific applications.

ÅNGSTRÖMLINK™ is a trademark of Fiber Optic Center, 23 Centre St., New Bedford, MA 02740 USA



Contact the professionals at Fiber Optic Center for a quote or to get more details.

focenter.com • 508-992-6464 | (800) 473-4237 • sales@focenter.com

23 Centre Street • New Bedford, MA 02740 USA

Product specifications and data are subject to change without notice.



Manufacturer: ÅngströmLink™
Product Name: ÅngströmLink™ AL-2233 Optical Coating (1.33)
Manufacturer Part Number: AL-2233

▶ Click here for more details on the ÅngströmLink™ AL-2233 Optical Coating (1.33)

ÅngströmLink™ Optical Polymers
AL-2233 Optical Coating for photonic and fiber optics

Substrate Preparation

Substrates should be free of dust, oil, and fingerprint soils. Clean substrates using suitable techniques for cleaning optics. If hydrocarbon solvent cleaning is used, a final rinse with reagent grade isopropanol is recommended. If aqueous detergent cleaning is used, multiple final rinses with de-ionized water or a single rinse with reagent grade isopropanol is recommended.

Cleanup

Wet or partially dried portions of AL-2233 may be removed from surfaces by first wiping off excess material with a suitable lint-free paper or cloth wipe and then using a suitable wipe soaked with a reagent grade fluorinated solvent. Dried AL-2233 coatings can be removed using a suitable reagent grade fluorinated solvent. Fiber Optic Center offers AngstromLink ALS-2233 for this purpose. The user is responsible for compliance with all applicable local, state, and federal regulations governing disposal of waste materials as indicated in the SDS.

Packaging

Application Volume	Size
For prototyping and small batch sizes in production	30cc (1 fl.oz.) bottle with pipette applicator
For larger volume production usage	480cc (16 fl.oz.) bottle

Other container options are also available for use with automated dispensing equipment. Contact Fiber Optic Center for assistance with special packaging or private labeling requirements.

Specifications

The typical properties quoted on this product data sheet should not be used as a basis for preparation of product specifications. Consult Fiber Optic Center for assistance.

ÅNGSTRÖMLINK™ is a trademark of Fiber Optic Center, 23 Centre St., New Bedford, MA 02740 USA

For Special Quotes and Technical Consultations Please Contact:
Kelly Barker, Fiber Optic Center: kbarker@focenter.com




Contact the professionals at Fiber Optic Center for a quote or to get more details.

focenter.com • 508-992-6464 | (800) 473-4237 • sales@focenter.com

23 Centre Street • New Bedford, MA 02740 USA

Product specifications and data are subject to change without notice.



Manufacturer:
ÅngströmLink™

Product Name:
ÅngströmLink™ AL-2233 Optical Coating (1.33)

Manufacturer Part Number:
AL-2233



▶ [Click here for more details on the ÅngströmLink™ AL-2233 Optical Coating \(1.33\)](#)

ÅngströmLink™ Optical Polymers
AL-2233 Optical Coating for photonic and fiber optics

Shelf Life

AL-2233 is an inert composition with no intrinsic shelf life limitations. The dried AL-2233 coating will, however, suffer changes in properties if subjected to extreme environmental conditions, as indicated in the typical properties table on page 2, which tend to cause volatilization or thermo-oxidative breakdown, or alternatively through contamination with particles of dust or dirt.

Warranty

AL-2233 is sold without warranty, express or implied. Fiber Optic Center expressly disclaims any liability for incidental or consequential damages resulting from use of this product.

Safety

Consult the Safety Data Sheet (SDS) for AL-2233 before use. AL-2233 is an industrial product, designed for use only by qualified laboratory or production personnel.

For Special Quotes and Technical Consultations

Kelly Barker
Fiber Optic Center
Business Development, Epoxies, Technical Sales
Mobile: 508-264-5600
kbarker@focenter.com

ÅNGSTRÖMLINK™ is a trademark of Fiber Optic Center, 23 Centre St., New Bedford, MA 02740 USA

For Special Quotes and Technical Consultations Please Contact:
Kelly Barker, Fiber Optic Center: kbarker@focenter.com



Contact the professionals at Fiber Optic Center for a quote or to get more details.

focenter.com • 508-992-6464 | (800) 473-4237 • sales@focenter.com

23 Centre Street • New Bedford, MA 02740 USA

Product specifications and data are subject to change without notice.