



Manufacturer:
AFL Global

Product Name:
AFL CKS-3 Optical Loss Test Kit (1310 and 1550nm)

Manufacturer Part Number:
CKS-3

Contractor Series Light Sources and Power Meters

5 YEAR WARRANTY

Contractor Series Light Sources and Power Meters are rugged test instruments designed with a simple user interface and backed by an industry-leading 5-year warranty. Both single-mode and multimode kit options provide tools for measuring network insertion loss, continuity checks, and fiber identification.



CSS1-MM LED Source



CSS1-SM Laser Source



CSM1 Power Meter

Features

- Palm-sized rugged, dependable tools
- Industry-leading 5-year warranty
- Cost-effective, easy to use
- Auto-off to maximize battery life on Power Meter
- Large readable in bright or dim conditions

Applications

- Link loss measurements
- Certify SM and MM links to industry standards
- Continuity check and fiber identification prior to fusion splicing

CSM1 Power Meter

- Four models provide wide wavelength and power level ranges
- Stores optical references for each calibrated wavelength
- Auto-detects Test Tones for use in fiber identification
- Optical input port accepts a variety of thread-on adapter caps

CSS1-SM Laser Source

- 1310 nm and 1550 nm LASER output from single test port
- Output port accepts UCI threaded adapters (FC, SC, ST, LC) for flexibility and access to launch fiber for cleaning and inspection

CSS1-MM LED Source

- 850 nm and 1300 nm LED output from single test port
- 50 μ m and 62.5 μ m mandrels included
- **Test Tones** (2000, 1000, 330, 270 Hz) for fiber identification
 - Use power meters when technician has fiber end access


CSS1 Sources Transmit:

- **CW** continuous wave output (DC)
- **Test Tones** (2000, 1000, 330, 270 Hz) for fiber identification
 - Use power meters when technician has fiber end access
 - Use OFI (optical fiber identifier) for mid-span testing

Contact the professionals at Fiber Optic Center for a quote or to get more details.

focenter.com • 508-992-6464 | (800) 473-4237 • sales@focenter.com

23 Centre Street • New Bedford, MA 02740 USA



Manufacturer:
AFL Global

Product Name:
AFL CKS-3 Optical Loss Test Kit (1310 and 1550nm)

Manufacturer Part Number:
CKS-3

Contractor Series Light Sources and Power Meters

Contractor Series Models

POWER METER MODELS	CALIBRATED WAVELENGTHS (nm)		TARGET APPLICATIONS
CSM1-3	850, 1300, 1310, 1490, 1550, 1625		Single-mode Measurements
CSM1-4	850, 980, 1310, 1490, 1550, 1625		High Power Single-mode Measurements

LIGHT SOURCES MODELS	FIBER TYPE	WAVELENGTHS (nm)	TARGET APPLICATIONS
CSS1-SM	SM	1310, 1550	SM Networks, LAN/WAN Testing
CSS1-MM	MM	850, 1300	Ethernet, Token Ring, and FDDI Fiber Links

LOSS TEST KITS MODELS	FIBER TYPE	POWER METER	LIGHT SOURCE	DYNAMIC RANGE (dB)
CKS-3	SM	CSM1-3	CSS1-SM	70 @ 1310/1550 nm, on 9/125 single-mode fiber
CKM-3	MM	CSM1-3	CSS1-MM	40 @ 850/1300 nm, on 62.5/125 multimode fiber
CKSM-2	SM	CSM1-3	CSS1-SM	60 @ 1310/1550 nm, on 9/125 single-mode fiber
	MM		CSS1-MM	40 @ 850/1300 nm, on 62.5/125 multimode fiber

Specifications ^a

OPTICAL SPECIFICATIONS: CSM1 POWER METER		
MODEL	CSM1-3	CSM1-4
Calibrated Wavelengths	850, 1300, 1310, 1490, 1550, 1625 nm	850, 980, 1310, 1490, 1550, 1625 nm
Detector Type	InGaAs	Filtered InGaAs
Measurement Range	+6 to -70 dBm	+26 to -50 dBm
Tone Detect Range	+6 to -50 dBm +6 to -45 dBm for 850 nm	+6 to -30 dBm +6 to -25 dBm for 850 nm
Accuracy ^b	± 0.3 dB	
Resolution	0.01 dB	
Measurement Units	dB, dBm, µW	

OPTICAL SPECIFICATIONS: CSM1 LIGHT SOURCE				
MODEL	CSS1-SM (Single Port)		CSS1-MM (Single-Port)	
Wavelength	1310 nm ±20 nm	1550 nm ±20 nm	850 nm ±20 nm	1300 nm +40/-60 nm
Spectral Width (max)	5 nm	5 nm	35 nm	170 nm
Emitter Type, Safety Class	Laser, Class I FDA 21 CFR 1040.10 & 1040.11, IEC 60825-1: 2007-03		LED, Class I FDA 21 CFR 1040.10 & 1040.11, IEC 60825-1: 2007	
Output Power	≥0.0 dBm into 9/125 fiber		≥-20.0 dBm into 62.5/125 fiber	
Output Stability ^c	±0.05 dB over 1 hour; ±0.15 dB over 8 hours		±0.1 dB over 1 hour; ±0.15 dB over 8 hours	
Tone Output	2000, 1000, 330, 270 Hz			

GENERAL SPECIFICATIONS			
MODEL	CSM1	CSS1-SM	CSS1-MM
Output Connector	Supports Most Industry Standard Connectors	SC, FC, ST, LC	SC Fixed
Power	2 AA batteries	2 AA batteries	2 AA batteries
Battery Life	>300 hours	75 hours (typical)	30 hours (typical)
Operating Temperature	-10 °C to 50 °C, 90 % RH (non-condensing)		
Storage Temperature	-30 °C to 60 °C, 90 % RH (non-condensing)		
Size (H x W x D)	14.0 x 8.1 x 3.8 cm (5.5 x 3.2 x 1.5 in) without boot		
Weight	0.29 kg (0.65 lb) without boot		


Notes:

- All specifications at 25 °C unless otherwise specified.
- Accuracy measured at 25 °C and -10 dBm per N.I.S.T. standards.
- After typical 30 second warm up.

Contact the professionals at Fiber Optic Center for a quote or to get more details.

focenter.com • 508-992-6464 | (800) 473-4237 • sales@focenter.com

23 Centre Street • New Bedford, MA 02740 USA



Manufacturer:

AFL Global

Product Name:

AFL CKS-3 Optical Loss Test Kit (1310 and 1550nm)

Manufacturer Part Number:

CKS-3

Contractor Series Light Sources and Power Meters

Ordering Information

Each Contractor Series Kit ships with adapter caps for all included instruments, AA alkaline batteries, user guide, and carry case with room for optional cleaning supplies (see below). Fiber mandrels (50 micron and 62.5 micron) are included with CKSM-2 and CKM-2 kits.

When purchased separately, CSM1 power meters and CSS1 light sources ship with connector adapter, AA alkaline batteries, user guide, and carry case. Fiber mandrels (50 micron and 62.5 micron) are included with CSS1-MM units.

Test jumpers are required for operation (purchased separately). Test jumpers with a variety of connector styles and fiber types and adapter caps for most common connectors may be purchased from AFL.

Models and Configurations

MODEL NUMBER	INCLUDES
CKS-3-cc (cc = FC or SC)	Single-Mode Test Kit. Available with FC or SC connectors adapters.
CKM-3	Multimode Test Kit. Available with SC connector adapters.
CKSM-2	Single-mode and Multimode Test kit. Available with SC connector adapters.
CSS1-SM-cc (c = FC, SC, ST, or LC)	Single-mode LASER Source. Available with FC, SC, ST, or LC connector adapters.
CSS1-MM	Multimode LED Source. Available with SC connector adapter..
CSM1-3-cc (cc = *)	InGaAs Detector for single-mode applications.
CSM1-4-cc (cc = *)	High Power InGaAs Detector for single-mode applications.

* For CSM1 power meters, cc = FC, SC, ST, LC, 2.5 mm, 1.25 mm. Other connector styles are available; see accessories section.

CSS1-SM Single-mode Light Source Accessories

DESCRIPTION	AFL NO.
FC UCI connector adapter	2900-50-0002MR
SC UCI connector adapter	2900-50-0003MR
ST UCI connector adapter	2900-50-0004MR
LC UCI connector adapter	2900-50-0006MR
Universal flip-top dust cap for UCI outputs	8800-00-0072PR


CSM1 Power Meter Adapter Caps

DESCRIPTION	AFL NO.
2.5 mm Universal (accepts FC, SC, and ST ferrules)	8800-00-0214
1.25 mm Universal (accepts LC and MU ferrules)	8800-00-0224
FC	8800-00-0200
SC	8800-00-0209
ST	8800-00-0202
LC simplex	8800-00-0225
E-2000	8800-00-0221
2.5 mm open Universal, Accepts SC duplex, OptiTap connector	8800-00-0219
SMA	8800-00-0203
D4	8800-00-0201
Biconic	8800-00-0204

Contact the professionals at Fiber Optic Center for a quote or to get more details.

focenter.com • 508-992-6464 | (800) 473-4237 • sales@focenter.com

23 Centre Street • New Bedford, MA 02740 USA



Manufacturer:
AFL Global

Product Name:
AFL CKS-3 Optical Loss Test Kit (1310 and 1550nm)

Manufacturer Part Number:
CKS-3

Contractor Series Light Sources and Power Meters

Recommended Products



OFI-BIPM Optical Fiber Identifier

- World class signal sensitivity
- Trigger lock, positive stop for optimum detection
- Integrated optical power meter option



One-Click® Cleaners

- Patented single-action
- Variety of sizes and types
- Low cost per clean

Qualifications

CATEGORY	REGULATION/STANDARD	QUALIFICATION
CE Marking	EU	Compliant to relevant EU Directives on health, safety, and environmental protection, and certified with CE marking
Safety/EMC/EMI	IEC	Compliant to IEC 61010-1 for safety requirements for electrical equipment
	EN	Compliant to EN 61010-1 for safety requirements for electrical equipment
	IEC	Compliant to IEC 61326-1 for EMC requirements for electrical equipment
	EN	Compliant to EN 61326-1 for EMC requirements for electrical equipment
	EN	Compliant to EN 55011 for EMC requirements for industrial, scientific and medical equipment
	FDA	Compliant to code of federal regulations FDA 21 CFR 1040.10 and 1040.11 on laser products
	IEC	Compliant to IEC 60825-1 for safety of laser products
RoHS	EU	Compliant to EU regulations Directive 2011/65/EU (RoHS 2) and Directive 2015/863 (RoHS 3)
Test Method	TIA	Compliant to TIA-568.3-D for test and measurement requirements for premises optical fiber cabling and components*
	IEC	Compliant to IEC 11801 for test and measurement requirements for optical fiber cabling for use within premises*
	EN	Compliant to EN 50173 for test and measurement requirements for optical fiber cabling for use within premises*
	AS/NZS	Compliant to AS/NZS 3080 for test and measurement requirements for optical fiber cabling for use within premises*
	TIA	Compliant to TIA-526-7 for test procedures for installed optical fiber cable plant
	TIA	Compliant to TIA-526-14 for test procedures for installed optical fiber cable plant*
	IEC	Compliant to IEC 14763-3 for systems and methods for the inspection and testing of installed optical fiber cabling*
	AS/NZS	Compliant to AS/NZS 14763.3 for systems and methods for the inspection and testing of installed optical fiber cabling*
	IEC	Compliant to IEC 61280-4-1 for test procedures for installed optical fiber cable plant*
IEC	Compliant to IEC 61280-4-2 for test procedures for installed optical fiber cable plant	
Generic Requirement	IEC	Compliant to IEC 61315 for requirements on calibration of fibre-optic power meters

* A complementary encircled flux mode conditioner may be needed to comply with encircled flux launch conditions for testing multimode optical fiber cabling and components.

Contact the professionals at Fiber Optic Center for a quote or to get more details.

focenter.com • 508-992-6464 | (800) 473-4237 • sales@focenter.com

23 Centre Street • New Bedford, MA 02740 USA