

**Manufacturer:**

AFL Global

**Product Name:**

AFL OLS 2-DUAL Optical Light Source (1310, 1550nm)

**Manufacturer Part Number:**

OLS 2-DUAL

## OLS Series Light Sources



OLS7 Optical Laser Source

**Features**

- Rugged, dependable, and backed by industry-best 5-year warranty
- Generates up to three Wave ID wavelengths simultaneously - slashing test time
- Field-swappable connector adapters for maximum flexibility
- Long battery life from globally available AA batteries

**Applications**

- Certify multimode and single-mode links per TIA/EIA standards
- Link loss measurements
- Pair with power meters, OTDRs or OFIs for testing
- Fiber identification for splicing and continuity checking

AFL is a trusted supplier of optical testing equipment with more than 30 years of experience and tens of thousands of units in use in the field. AFL's full range of light sources are used for testing single-mode and/or multimode fiber networks. Sources with wave ID can transmit two or more wavelengths simultaneously – decreasing test time and reducing user errors when paired with AFL wave ID power meters.

**Designed for the real world:** AFL's light sources were designed to meet the demands of the outside plant environment. They withstand the one-meter drop and have splash resistant controls that are easy to use, even with gloves on.

**Flexible and efficient:** A range of field-swappable output adapters enables access for cleaning optical ports and supports multiple connector styles. The efficient design provides long test time from globally available AA batteries. External power adapter available for extended testing or lab situations.


**Reduce test time and errors:** Wave ID (Triple, Dual, or Single) decreases test time while reducing technician errors and CW mode provides continuous output (no encoding).

**Supported output modes:** Test Tone (2000, 1000, 330, 270 Hz) for use in fiber identification with AFL brand power meters, OTDRs (with fiber end access) or Optical Fiber Identifier (OFI) products for non-intrusive, mid-span testing.

**Contact the professionals at Fiber Optic Center for a quote or to get more details.**

focenter.com • 508-992-6464 | (800) 473-4237 • sales@focenter.com

23 Centre Street • New Bedford, MA 02740 USA



**Manufacturer:**  
AFL Global

**Product Name:**  
AFL OLS 2-DUAL Optical Light Source (1310, 1550nm)

**Manufacturer Part Number:**  
OLS 2-DUAL

## OLS Series Light Sources

### OLS Series Models and Applications

MODEL	MM / SM	WAVELENGTHS (nm)	APPLICATIONS
OLS1-Dual	MM	850, 1300	Ethernet, Token Ring, and FDDI Fiber Links
OLS2-Dual	SM	1310, 1550	SM Networks, LAN/WAN Testing
OLS4	MM / SM	850, 1300 / 1310, 1550	Loss Testing of SM/MM networks
OLS7-FTTH	SM	1310, 1490, 1550	FTTH Networks
OLS7-3	SM	1310, 1550, 1625	Telecom & CATV Networks

### Specifications <sup>a,e</sup>

OPTICAL SPECIFICATIONS: OLS4, OLS2-DUAL & OLS1-DUAL MODELS								
MODEL	OLS1-DUAL (Single Port <sup>b</sup> )		OLS2-DUAL (Single Port)		OLS4 (SM Optical Port)		OLS4 (MM Optical Port)	
Wavelength	850 ±30 nm	1300 +30/-20 nm	1310 ±20 nm	1550 ±20 nm	1310 ±20 nm	1550 ±20 nm	850 ±30 nm	1300 +30/-20 nm
Spectral Width	45 nm (typ)	120 nm (typ)	5 nm (max)		5 nm (max)	5 nm (max)	45 nm (typ)	120 nm (typ)
Emitter Type	LED		Laser		Laser		LED	
Safety Class	Class I FDA 21 CFR 1040.10 and 1040.11, IEC 60825-1: 2007-03							
Output Power	>-20 dBm, 62.5 µm multimode <sup>c</sup>		0 dBm, 9 µm single-mode <sup>d</sup>		0 dBm, 9 µm single-mode		>-20 dBm, 62.5 µm multimode <sup>c</sup>	
Output Stability	±0.1 dB over 8 hours (after 5 minutes warm-up)		±0.05 dB over 1 hour (after 15 minutes warm-up) ±0.1 dB over 8 hours (after 15 minutes warm-up)				±0.1 dB over 8 hours (after 5 minutes warm-up)	
Tone Output	N/A		270 Hz, 330 Hz, 1 kHz, 2 kHz		2 kHz		N/A	

OPTICAL SPECIFICATIONS: OLS7 MODELS						
MODEL	OLS7-FTTH (Single Port)			OLS7-3 (Single Port)		
Wavelength (±20 nm)	1310 nm	1490 nm	1550 nm	1310 nm	1550 nm	1625 nm
Spectral Width	5 nm	3 nm	5 nm	5 nm	5 nm	2 nm
Emitter Type	Laser					
Safety Class	Class I FDA 21 CFR 1040.10 and 1040.11, IEC 60825-1: 2007-03					
Output Power	-5 dBm (typical), 9/125 fiber					
Output Stability	±0.05 dB over 1 hour (after 15 minutes warm-up) ±0.1 dB over 8 hours (after 15 minutes warm-up)					
Tone Output	270 Hz, 330 Hz, 1 kHz, 2 kHz					

GENERAL SPECIFICATIONS: ALL OLS MODELS	
Available Adapters	SC FC, ST, LC
Power	2 AA batteries, optional AC adapter
Battery Life	SM port: 72 hours typical (40 hours minimum). MM port: 30 hours typical (20 hours minimum)
Operating Temperature	-10 °C to 50 °C, 95 % RH (non-condensing)
Storage Temperature	-30 °C to 60 °C, 95 % RH (non-condensing)
Size (H x W x D)	14.0 x 8.1 x 3.8 cm (5.5 x 3.2 x 1.5 in)
Weight	0.29 kg (0.65 lb)


**Notes:**

- a. All specifications valid at 25°C unless otherwise specified.
- b. May be used to test 50 or 62.5 µm fiber with supplied mandrels.
- c. Output power will be approximately 3 dB less if a 50 µm mandrel-wrapped jumper is used instead of a 62.5 µm mandrel-wrapped jumper.
- d. Adjustable 2 dB.
- e. All OLS products come with the UPC optical port.

**Contact the professionals at Fiber Optic Center for a quote or to get more details.**

focenter.com • 508-992-6464 | (800) 473-4237 • sales@focenter.com

23 Centre Street • New Bedford, MA 02740 USA



**Manufacturer:**

AFL Global

**Product Name:**

AFL OLS 2-DUAL Optical Light Source (1310, 1550nm)

**Manufacturer Part Number:**

OLS 2-DUAL

## OLS Series Light Sources

### Ordering Information

When ordering, specify connector type at the end of model number (e.g. OLS2-DUAL-SC). All OLS models include protective rubber boot, 2 AA batteries, carry case. AC adapters are available (ordered separately), see table below. Test jumpers and connector adapters are required for operation (purchased separately). Test jumpers with a variety of connector styles and fiber types and adapter caps for most common connectors may be purchased from AFL.

OUTPUT WAVELENGTHS (nm)						OUTPUT PORTS	EMITTER TYPE	WAVE ID TRANSMIT	AVAILABLE CONNECTORS	POWER	AFL NO.
850	1300	1310	1490	1550	1625						
◆	◆					1	LED	◆	FC, SC, ST, LC	(2) AA, AC	OLS1-DUAL
		◆		◆		1	Laser	◆	FC, SC, ST, LC	(2) AA, AC	OLS2-DUAL
◆	◆	◆		◆		2	LED and Laser	◆	FC, SC, ST, LC	(2) AA, AC	OLS4
		◆	◆	◆		1	Laser	◆	FC, SC, ST, LC	(2) AA, AC	OLS7-FTTH
		◆		◆	◆	1	Laser	◆	FC, SC, ST, LC	(2) AA, AC	OLS7-3


### OLS Connector Adapters and AC Adapter

DESCRIPTION	AFL NO.
FC connector adapter	2900-50-0002MR
SC connector adapter	2900-50-0003MR
ST connector adapter	2900-50-0004MR
LC connector adapter	2900-50-0006MR
Universal flip-top dust cap for UCI outputs	8800-00-0072PR
100-240 VAC to 9 VDC, AC adapter	4050-00-0119PR

**Contact the professionals at Fiber Optic Center for a quote or to get more details.**

focenter.com • 508-992-6464 | (800) 473-4237 • sales@focenter.com

23 Centre Street • New Bedford, MA 02740 USA



**Manufacturer:**  
AFL Global

**Product Name:**  
AFL OLS 2-DUAL Optical Light Source (1310, 1550nm)

**Manufacturer Part Number:**  
OLS 2-DUAL

## OLS Series Light Sources

### Recommended Products



**OFI-BIPM Optical Fiber Identifier**

- World class signal sensitivity
- Trigger lock, positive stop for optimum detection
- Integrated optical power meter option



**One-Click® Cleaners**

- Patented single-action
- Variety of sizes and types
- Low cost per clean

### Qualifications

CATEGORY	REGULATION/STANDARD	QUALIFICATION
CE Marking	EU	Compliant to relevant EU Directives on health, safety, and environmental protection, and certified with CE marking
Safety/EMC/EMI	IEC	Compliant to IEC 61010-1 for safety requirements for electrical equipment
	EN	Compliant to EN 61010-1 for safety requirements for electrical equipment
	IEC	Compliant to IEC 61326-1 for EMC requirements for electrical equipment
	EN	Compliant to EN 61326-1 for EMC requirements for electrical equipment
	EN	Compliant to EN 55011 for EMC requirements for industrial, scientific and medical equipment
	FDA	Compliant to code of federal regulations FDA 21 CFR 1040.10 and 1040.11 on laser products
	IEC	Compliant to IEC 60825-1 for safety of laser products
RoHS	EU	Compliant to EU regulations Directive 2011/65/EU (RoHS 2) and Directive 2015/863 (RoHS 3)
Test Method	TIA	Compliant to TIA-568.3-D for test and measurement requirements for premises optical fiber cabling and components*
	IEC	Compliant to IEC 11801 for test and measurement requirements for optical fiber cabling for use within premises*
	EN	Compliant to EN 50173 for test and measurement requirements for optical fiber cabling for use within premises*
	AS/NZS	Compliant to AS/NZS 3080 for test and measurement requirements for optical fiber cabling for use within premises*
	TIA	Compliant to TIA-526-7 for test procedures for installed optical fiber cable plant
	TIA	Compliant to TIA-526-14 for test procedures for installed optical fiber cable plant*
	IEC	Compliant to IEC 14763-3 for systems and methods for the inspection and testing of installed optical fiber cabling*
	AS/NZS	Compliant to AS/NZS 14763.3 for systems and methods for the inspection and testing of installed optical fiber cabling*
	IEC	Compliant to IEC 61280-4-1 for test procedures for installed optical fiber cable plant*
IEC	Compliant to IEC 61280-4-2 for test procedures for installed optical fiber cable plant	

\* A complementary encircled flux mode conditioner may be needed to comply with encircled flux launch conditions for testing multimode optical fiber cabling and components

**Contact the professionals at Fiber Optic Center for a quote or to get more details.**

focenter.com • 508-992-6464 | (800) 473-4237 • sales@focenter.com

23 Centre Street • New Bedford, MA 02740 USA