

**Manufacturer:**

Viavi

Product Name:

VIAVI INX™ 660 Fiber Optic Inspection Probe Microscope Kit with LC/PC, LC/APC, SC/PC & SC/APC Bulkhead Tips

Manufacturer Part Number:

INX-660-KIT2

[Learn More](#)

Click here for more details on the VIAVI INX™ 660 Fiber Optic Inspection Probe Microscope Kit with LC/PC, LC/APC, SC/PC & SC/APC Bulkhead Tips

INX 660 Probe Microscope

Automated single fiber connector inspection and analysis

Elevating Fiber Inspection: Faster, Simpler, Stronger, Smarter

While fiber inspection has become a standard practice for many field technicians, contamination still continues to be the #1 cause of optical network problems. With the increasing deployment of fiber optic connectors in the field and a growing number of technicians new to fiber, new inspection solutions are needed – the INX 660™ Probe Microscope.

With remarkable speed, simplicity and precision, the INX 660 brings the power of INX inspection to single fiber connectors.



INX 660 Probe Microscope

Key Benefits

- **Faster:** results in seconds
- **Simpler:** true automated inspection of single fiber connectors
- **Stronger:** durability and dependability for field applications
- **Smarter:** inspection excellence with trusted results

Features

- True Automated Inspection automates every step of the inspection process to deliver the industry's fastest end-to-end workflow
- AutoID inspection tips eliminate manual setup and mistakes when changing tips
- VIAVI Test Process Automation (TPA) ensures alignment, efficiency and accuracy at every stage of the job

Applications

- Service providers
- MSOs
- FTTx installers

Contact the professionals at Fiber Optic Center for a quote or to get more details.

focenter.com • 508-992-6464 | (800) 473-4237 • sales@focenter.com

23 Centre Street • New Bedford, MA 02740 USA

Product specifications and data are subject to change without notice.

**Manufacturer:**

Viavi

Product Name:

VIAVI INX™ 660 Fiber Optic Inspection Probe Microscope Kit with LC/PC, LC/APC, SC/PC & SC/APC Bulkhead Tips

Manufacturer Part Number:

INX-660-KIT2

[Learn More](#)

▶ [Click here for more details on the VIAVI INX™ 660 Fiber Optic Inspection Probe Microscope Kit with LC/PC, LC/APC, SC/PC & SC/APC Bulkhead Tips](#)

Elevating Fiber Inspection



FASTER

Get results faster with true automated operation in seconds

With end-to-end inspection in under 5 seconds for a simplex connector, the INX 660 empowers field technicians to ensure clean fiber connectors in record time, every time.

Flawless Fiber Connections ... Fast



SIMPLER

Simplify fiber inspection with automated configuration, operation and job management.

AutoID technology auto-configures the microscope for the connector under inspection. The VIAVI TPA ecosystem connects project leads and field technicians to ensure repeatability, efficiency and accuracy at every stage of a job.

Effortless Inspection ... Single Fiber Connectors



STRONGER

Ensure performance in harsh environments with a microscope that delivers excellence in the field.

The INX 660 microscope is a field tool. The rugged stainless-steel tips thread securely onto the microscope. A textured, ergonomically shaped handle provides a secure grip, with and without gloves.

An energy absorbing overmold protects the microscope from damage due to handling in demanding field conditions.

Performance You Can Depend On ... Everywhere



SMARTER

Achieve inspection excellence with trusted results.

The INX 660 microscope produces automated analysis results that are accurate and repeatable.

Accuracy ensures that even the smallest defects are detected and used to assess the condition of the connector end-face, minimizing the occurrence of false passes and dirty fibers being placed into service. Repeatability, obtaining the same result test after test, provides confidence in the inspection test results.

Results You Can Trust ... Always

Contact the professionals at Fiber Optic Center for a quote or to get more details.

focenter.com • 508-992-6464 | (800) 473-4237 • sales@focenter.com

23 Centre Street • New Bedford, MA 02740 USA

Product specifications and data are subject to change without notice.

**Manufacturer:**

Viavi

Product Name:

VIAVI INX™ 660 Fiber Optic Inspection Probe Microscope Kit with LC/PC, LC/APC, SC/PC & SC/APC Bulkhead Tips

Manufacturer Part Number:

INX-660-KIT2

[Learn More](#)

▶ [Click here for more details on the VIAVI INX™ 660 Fiber Optic Inspection Probe Microscope Kit with LC/PC, LC/APC, SC/PC & SC/APC Bulkhead Tips](#)

Achieve Faster Workflow with True Automated Operation

The INX 660 automates every step of the inspection process to deliver fast, reliable, and repeatable results. Users simply attach the appropriate tip and inspect. The microscope automates setup, image focus, image capture, image analysis, and results storage.



Fully Automated with INX 660

SETUP → FOCUS → CAPTURE → ANALYZE → SAVE

With complete cycle times under 5 seconds for single fiber connectors, combined with the industry's fastest tip changing process, the fully automated capability of the INX 660 equips technicians with the fastest workflow in fiber connector inspection.

AutoID Inspection Tips Ensure Hassle-Free Simplicity

INX 660 utilizes FPT inspection tips. Designed for use in field environments, each rugged stainless-steel tip integrates AutoID technology that auto-configures the microscope for the connector under inspection, eliminating additional actions and potential mistakes that occur with manual or RFID configuration methods.

- Easily switch between connector types
- Optical settings configured automatically
- Most recent analysis profile applied automatically
- Rugged stainless-steel construction
- Single piece design
- Fast-threading coupling collar



Contact the professionals at Fiber Optic Center for a quote or to get more details.

focenter.com • 508-992-6464 | (800) 473-4237 • sales@focenter.com

23 Centre Street • New Bedford, MA 02740 USA

Product specifications and data are subject to change without notice.

**Manufacturer:**

Viavi

Product Name:

VIAVI INX™ 660 Fiber Optic Inspection Probe Microscope Kit with LC/PC, LC/APC, SC/PC & SC/APC Bulkhead Tips

Manufacturer Part Number:

INX-660-KIT2


[Learn More](#)

▶ [Click here for more details on the VIAVI INX™ 660 Fiber Optic Inspection Probe Microscope Kit with LC/PC, LC/APC, SC/PC & SC/APC Bulkhead Tips](#)

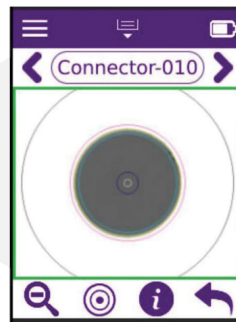
See What Other Microscopes Can't

Fully Automated Simplex Connector Inspection

The INX 660 and INX 760 microscopes share the same simplex inspection tips. Simply mate the tip with the connector end-face to trigger True Automated Inspection.




Live view



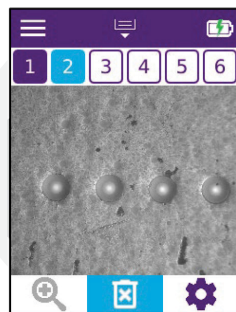
Tested view

Semi-Automated Multifiber Connector Inspection

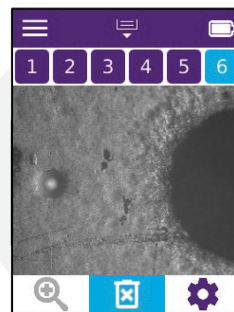
Prompted inspection of multifiber connectors with INX 660 semi-automated tips. Rotate the manual panning wheel to the indicated position and capture an image. The individual captures are automatically stitched together and pass/fail image analysis is performed for the entire connector.



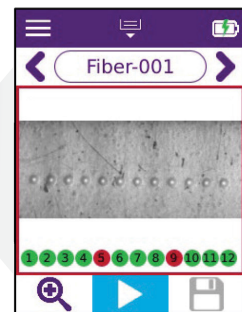
Rotate tip to
indicated position



Capture image and
move to next position



Repeat the process



View the entire
connector end face
and analysis result

Contact the professionals at Fiber Optic Center for a quote or to get more details.

focenter.com • 508-992-6464 | (800) 473-4237 • sales@focenter.com

23 Centre Street • New Bedford, MA 02740 USA

*Product specifications and data are
subject to change without notice.*

**Manufacturer:**

Viavi

Product Name:

VIAVI INX™ 660 Fiber Optic Inspection Probe Microscope Kit with LC/PC, LC/APC, SC/PC & SC/APC Bulkhead Tips

Manufacturer Part Number:

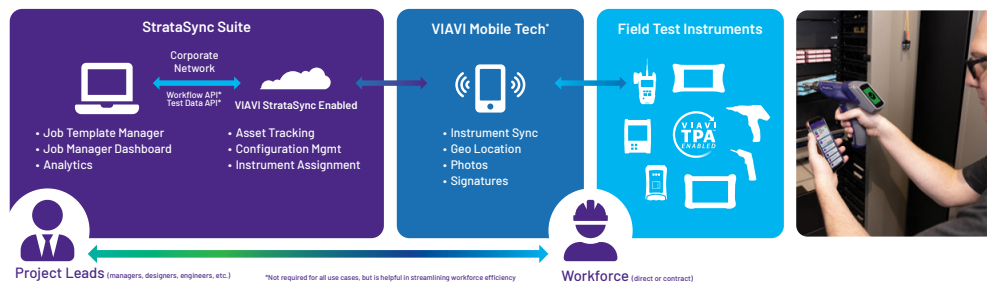
INX-660-KIT2

[Learn More](#)

Click here for more details on the VIAVI INX™ 660 Fiber Optic Inspection Probe Microscope Kit with LC/PC, LC/APC, SC/PC & SC/APC Bulkhead Tips

Key Features**Stay Connected with VIAVI TPA**

INX 660 connects with the VIAVI TPA ecosystem to streamline field workflows, boost productivity, and increase visibility. This systematic, closed-loop workflow solution connects teams with their VIAVI test instruments to ensure repeatability, efficiency, and accuracy at every stage of a job.

VIAVI TPA™ Ecosystem Overview

Contact the professionals at Fiber Optic Center for a quote or to get more details.

focenter.com • 508-992-6464 | (800) 473-4237 • sales@focenter.com

23 Centre Street • New Bedford, MA 02740 USA

Product specifications and data are subject to change without notice.

**Manufacturer:**


Viavi

Product Name:

VIAVI INX™ 660 Fiber Optic Inspection Probe Microscope Kit with LC/PC, LC/APC, SC/PC & SC/APC Bulkhead Tips

Manufacturer Part Number:

INX-660-KIT2

[Learn More](#) [Click here for more details on the VIAVI INX™ 660 Fiber Optic Inspection Probe Microscope Kit with LC/PC, LC/APC, SC/PC & SC/APC Bulkhead Tips](#)**Specifications**

Parameters	Specification
Field of view	Single fiber: 1000 x 1425 µm
	Multifiber: 4750 x 1425 µm
View modes	Live, Inspected
Magnification modes	Low, High (with auto center)
Focus	Auto (on insert, on trigger)
Image analysis	Auto (IEC 61300-3-35 edition 2 or 3, user defined)
Auto focus + image analysis time	≤ 4 s (single fiber)
Results	Save action: manual, auto (if pass, if fail, always)
	Save time: ≤ 1 s (single fiber)
	Storage: ≤ 10,000 single fiber, ≤ 1,500 multifiber, or proportional distribution
Hard buttons	Power, Trigger
Display	320 x 240-pixel (2.4 in) color backlit touch screen
Status indicators	LED ring, power/battery charging LED, speaker
Power supply	5V/2.1A USB AC adapter
Battery	Li-ion (field serviceable)
Wired connectivity	USB-C port with optional locking mount
Wireless connectivity	Bluetooth® 5.2 BLE, WiFi 802.11b/g/n
Operation temperature	0°C to 40°C (32°F to 104°F)
Operation humidity	0 to 90% non-condensing
Storage temperature	-20°C to 60°C (-4°F to 140°F)
Dimensions (L x H x W)	253 x 191 x 60 mm (9.9 x 7.5 x 2.4 in) without a tip
	275 x 191 x 60 mm (10.8 x 7.5 x 2.4 in) with an LC tip
Weight	0.4 kg (0.9 lb.) without a tip
Inspection tips	Simplex
	Semi-auto multifiber (rows ≤ 2, fibers/row ≤ 16)
	Integrated AutoID technology
	Stainless steel with threaded mounting nut and tether point
VIAVI TPA compatibility	VIAVI Mobile Tech 5.6 or later, StrataSync 17.0 or later
PC reporting software	ReportPRO™

Contact the professionals at Fiber Optic Center for a quote or to get more details.focenter.com • 508-992-6464 | (800) 473-4237 • sales@focenter.com

23 Centre Street • New Bedford, MA 02740 USA

Product specifications and data are subject to change without notice.

**Manufacturer:**

Viavi

Product Name:

VIAVI INX™ 660 Fiber Optic Inspection Probe Microscope Kit with LC/PC, LC/APC, SC/PC & SC/APC Bulkhead Tips

Manufacturer Part Number:

INX-660-KIT2

[Learn More](#)

Click here for more details on the VIAVI INX™ 660 Fiber Optic Inspection Probe Microscope Kit with LC/PC, LC/APC, SC/PC & SC/APC Bulkhead Tips

Ordering Information**Kits**

Part Number	Description
INX-660-KIT1	INX 660 Microscope: Automated Simplex Inspection, BT WiFi Connectivity
	Tips: Bulkhead tips for LC/PC, SC/PC
	Mating adapters: LC duplex, SC duplex
	Accessories: Tip cover, tip storage case, USB charging adapter and cable, carrying case
INX-660-KIT2	INX 660 Microscope: Automated Simplex Inspection, BT WiFi Connectivity
	Tips: Bulkhead tips for LC/PC, LC/APC, SC/PC, SC/APC
	Mating adapters: LC duplex, SC duplex
	Accessories: Tip cover, tip storage case, USB charging adapter and cable, carrying case
INX-660-KIT3	INX 660 Microscope: Automated Simplex Inspection, BT WiFi Connectivity
	Tips: Bulkhead tips for MPO/APC, LC/PC, SC/PC
	Mating adapters: MPO, LC duplex, SC duplex
	Accessories: Tip cover, tip storage case, USB charging adapter and cable, carrying case

Tips

The INX 660 supports FPT simplex and semi-automated multifiber tips. Duplex and fully automated multifiber tips are not supported.

Accessories

Part Number	Description
FPT-MPO-COUPLER	MPO Bulkhead Mating Adapter for INX
ZP-HW-00457	SC Duplex Bulkhead Mating Adapter
ZP-HW-00458	LC Duplex Bulkhead Mating Adapter
FPP-INX7-HOLSTER	Holster for INX 660 and 760 microscopes
FPP-INX6-TIPC	Tip Cover for INX 660 and 760 microscopes
FPP-INX7-TIPC	Tip Cover for INX 660 and 760 microscopes
FPP-INX-TCASE1	Tip Case
FPP-INX7-BATTERY	Rechargeable Battery for INX 660 and 760 microscopes
FCPP-PS1	USB Output AC Input Charger with US EU UK AU Adapters
FBPP-DPAC9	Type C USB Male to Type A USB Male Cable
FCLP-LAN-10	Tip Lanyard 10 cm

Contact the professionals at Fiber Optic Center for a quote or to get more details.

focenter.com • 508-992-6464 | (800) 473-4237 • sales@focenter.com

23 Centre Street • New Bedford, MA 02740 USA

Product specifications and data are subject to change without notice.